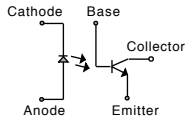
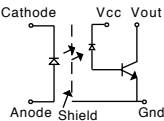
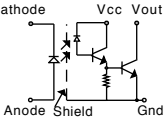
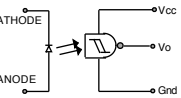
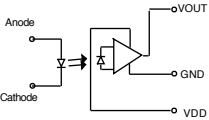
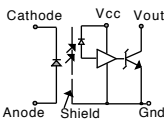
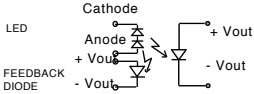
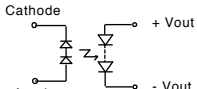


FUNCTIONS	DESCRIPTIONS	PART NUMBERS	PACKAGE OUTLINE
	<b>PHOTOTRANSISTOR OPTOCOUPERS</b>  _____ Dual Channel	OLI 100 OLS 010/ 049 (no base connection) OLS 100 OLS 249 OLF 100 OLF 249 OLH 249 OLH 1047/ 48/ 49, OLH1249 4N47/ 48/ 49 OLH 2047/ 48/ 49 (no base connection)	1 6 2 2 5 5 3 4 3 4
	<b>HIGH-SPEED OPTOCOUPERS</b>  _____ Dual Channel  <b>WIDE BAND ANALOG OPTOCOUPERS</b>	OLI 300 OLS 300 OLF 300 OLH 300 OLH 5500/ 1 OLH 5530/ 1  OLI 303 OLS 303	1 2 5 3 4 4  1 2
	<b>LOW INPUT CURRENT PHOTODARLINGTON OPTOCOUPERS</b>  _____ Dual Channel	OLI 400 OLS 400 OLF 400 OLH 400 OLH 5700/1 OLH 5730/ 1	1 2 5 3 4 4
	<b>SCHMITT TRIGGER OPTOCOUPERS</b>	OLI 600 OLS 600 OLH 6000/6001	1 2 4
	<b>HIGH-SPEED MOSFET DRIVER OPTOCOUPERS</b>	OLI 580 OLH 5800/ 5801	1 4
	<b>HIGH-SPEED SWITCHING, HIGH CMR, LOGIC GATE OPTOCOUPERS</b>  _____ Dual Channel	OLI 500 OLS 500 OLF 500 OLH 500 OLH 5600/ 1 OLH 5630/ 1	1 2 5 3 4 4
	<b>LINEAR OPTOCOUPERS</b>	OLS 700 OLH 7000	2 4
	<b>PHOTOVOLTAIC OPTOCOUPERS</b>	OLI 910 OLS 910 OLH 910  Package size: 0.095" x 0.170" x 0.85" H	2 4

**CUSTOM PRODUCTS**

Hi-rel screenings and multi-channel products are available.

• Contact factory

# PACKAGE OUTLINE DRAWINGS

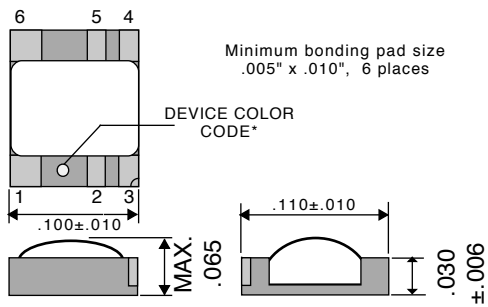


FIG. 1 CERAMIC CHIP CARRIER FOR HYBRID ASSEMBLY

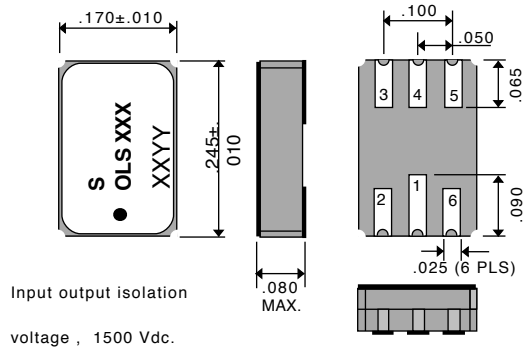


FIG. 2 HERMETIC 6-PIN CERAMIC LCC PACKAGE

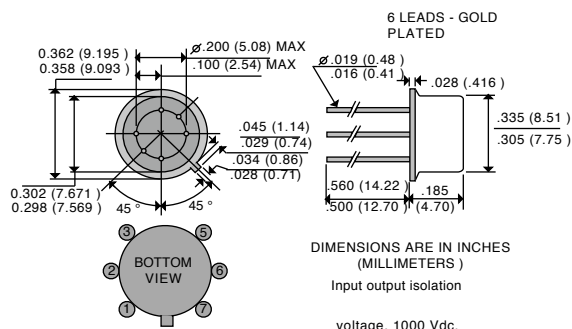


FIG. 3 HERMETIC TO-5 PACKAGE

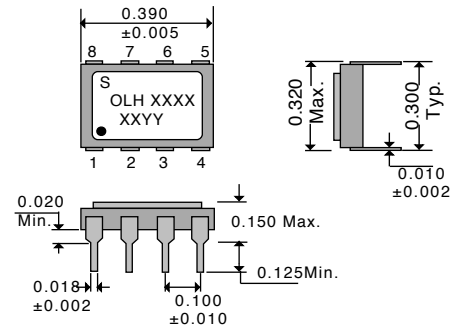


FIG. 4 HERMETIC 8-PIN DIP

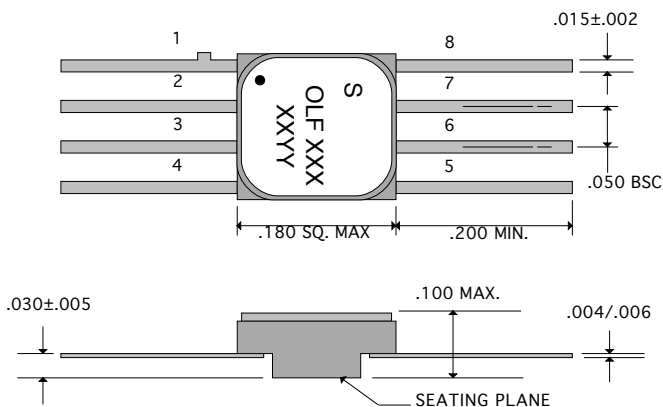


FIG. 5 HERMETIC CERAMIC  
FLAT PACK PACKAGE

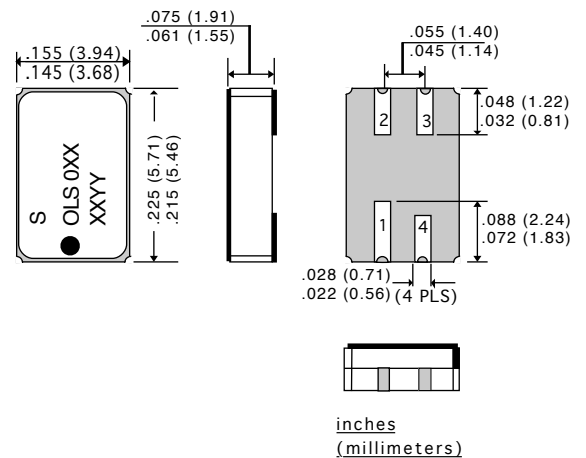


FIG. 6 HERMETIC 4-PIN CERAMIC LCC PACKAGE